

MACHINES THAT WORK AS HARD AS YOU DO



PRODUCT
CATALOG



SPARTAN
SINCE 1943



SPARTAN

SUPERIOR EQUIPMENT

Since 1943, Spartan Tool has been delivering everything you need in sewer and drain cleaning equipment - from better performance and superior quality to product innovation that has pushed industry standards forward. Every feature that is built into a Spartan machine is there because it makes your job simpler, safer and faster. Our machines, cables and accessories are all built tough to withstand the rigors of professional use all day, every day. This commitment to excellence is what makes Spartan the top choice of the pros.

UNBEATABLE CUSTOMER SUPPORT

With Spartan, you get more than just the best equipment. You also get expert support from Spartan's dedicated Customer Service Team. Our in-field Territory Managers know the drain cleaning business inside and out, and use this knowledge to help you on the job. Our Field Service Team is available for on-site repairs and scheduled maintenance at your shop. From our professional-grade products to the support that backs them up, Spartan does everything it takes to help you succeed.

THE SPARTAN ADVANTAGE

Spartan knows your time is valuable. Time spent buying equipment, repairing equipment, and training your employees is time you could be with a customer making money. That is why Spartan is your one-stop shop for sewer and drain cleaning equipment. Our Territory Managers bring professional grade equipment to your door. Their trucks are stocked with inventory, ready to deliver on-site. We can conduct operator and safety training right at your shop. We also answer questions, troubleshoot, perform repairs, and give tips for the maintenance of your Spartan machines. With proper care and maintenance, Spartan machines have the reputation to last for decades!



OUR MISSION

Delivering professional sewer and drain cleaners the best products and support on the planet. Driven by our values, our safety culture and the continuous development of our people, we measure success by the impact we have on the lives of others.

OUR VISION








By not taking shortcuts, we design and build the toughest, most reliable and innovative equipment in the industry, supported by a team dedicated to helping others, so that professional sewer and drain cleaners can do their job safely, efficiently and effectively.



CABLE MACHINES

“My Grandad started this business with a Spartan cable machine, and we’re still using that same machine today.” We’ve been hearing stories like these almost as long as we’ve been building cable machines. These tough machines are Spartan Tool’s flagship products. From the heaviest roots to routine household sink clogs, Spartan has a machine designed to break through the blockage. Our machines are known to be strong and tough, just like the people who use them. Spartan’s cable machines are so durable, they have been passed from one generation of professional drain cleaners and plumbers to the next.

CABLE MACHINES




MODEL	USES	FEATURES & BENEFITS
NEW 718 	<ul style="list-style-type: none"> Cordless, lightweight power for 1¼" to 2½" lines up to 35' 	<ul style="list-style-type: none"> This powerful, cordless, and compact unit cleans hair, soap, lint, and grease from small lines in sinks, tubs, and showers Handheld design fits where bulky machines can't and allows for easy one-person operation Heavy-duty, variable-speed motor clears clogs quickly and has reversible rotation Insulated pistol-grip handle for safety
700 	<ul style="list-style-type: none"> Lightweight, handheld power for 1¼" to 2" lines up to 35' 	<ul style="list-style-type: none"> Our powerful and compact lightweight unit clears hair, soap, lint and grease from small lines in sinks, tubs and showers Handheld design fits where bulky machines can't and allows for easy one-person operation Heavy-duty, variable-speed 450 RPM motor clears clogs quickly and has reversible rotation Insulated pistol-grip handle for safety
81 	<ul style="list-style-type: none"> Compact and lightweight power for 1¼" to 3" lines up to 50' 	<ul style="list-style-type: none"> This versatile, lightweight machine operates vertically or horizontally to clear bathtubs, showers, toilets and sinks Rubber-capped feet allow use in tubs and showers Easy to handle and carry Unique cone-shaped drum applies extra torque to the cable
100 	<ul style="list-style-type: none"> Lightweight power for 1¼" to 4" lines up to 100' 	<ul style="list-style-type: none"> This handy lightweight machine easily clears hair, soap, lint or grease from smaller lines Direct drive with cable-saving slip clutch Allows 90° adjustment in work angle
300 	<ul style="list-style-type: none"> Powerful yet compact, for 3" to 6" lines up to 200' 	<ul style="list-style-type: none"> This medium-size machine with heavy-duty power easily handles light roots, cloth, paper, grease, lime, sand or sediment Accepts the Model 100 drum for added flexibility (adapters required) Compact design allows operation in tight spaces and fits through narrow doorways Patented power feed drives cable in and out and adjusts easily for variety of cable sizes Direct drive with cable-saving slip clutch
1065 	<ul style="list-style-type: none"> Heavy-duty power for 3" to 10" lines up to 250' 	<ul style="list-style-type: none"> This original root machine for larger lines is still unmatched for power, performance, and durability Independent rotating inner drum prevents cable kinking and buckling yet allows quick torque build-up Electromagnet motor safety brake stops drum quickly Patented power feed drives cable in and out and adjusts easily for variety of cable sizes
2001 	<ul style="list-style-type: none"> Heavy-duty power for 3" to 10" lines up to 250' 	<ul style="list-style-type: none"> Boasts heavy-duty power to cut through roots with ease Electromagnet motor safety brake stops drum quickly Disassembles into components for easy handling Patented power feed drives cable in and out and adjusts easily for variety of cable sizes








GENUINE SPARTAN CABLE

You're up against tough roots and know you're going to need lots of power to clear that line. You need a cable that's durable, reliable, and has superior torque to break through the blockage. Our inner core cable clears drains faster, while our no core cable gives you the flexibility to maneuver through small diameter traps. Spartan's Magnum® cable is the strongest, most dependable cable, perfect for tough applications including that impacted root intrusion you're facing.

GENUINE SPARTAN CABLE

MODEL	USES	FEATURES & BENEFITS
INNER CORE 	<ul style="list-style-type: none"> Strong, long-lasting cable for tough jobs 	<ul style="list-style-type: none"> Opposite-wound wire within cable quickens torque into the clog by giving the outer cable something to squeeze down against Slightly less flexible than no core Clears drains faster than with no core cable
NO CORE 	<ul style="list-style-type: none"> Lightweight, flexible cable perfect for soft clogs, grease, and waste 	<ul style="list-style-type: none"> Hollow opening inside the cable Can effectively maneuver through small diameter traps and sweeps commonly found in household bathrooms and kitchens Weights less and allows for greater flexibility than inner core cable Typically for the smallest lines and smallest drain cleaning machinery
MAGNUM® 	<ul style="list-style-type: none"> Strongest, most durable cable perfect for tough applications including root intrusions and chemical lines 	<ul style="list-style-type: none"> Double wound using simultaneously fed and formed wire 25% lighter than the same length of standard drain cables Fits more cable into the drum vs. non-Magnum® cable 33% quicker torquing than no core cable


BLADES


MODEL	USES	FEATURES & BENEFITS
U BLADES 	<ul style="list-style-type: none"> Easily cuts through general clogs in 2 - 6" pipes 	<ul style="list-style-type: none"> Available in 2", 2½", 3", 4" and 6" Works on .55, .66, ¾", ⅝" cable For use with Models 300, 1065, 2001
SAW BLADES 	<ul style="list-style-type: none"> Easily clears root intrusions in 3 - 6" pipes 	<ul style="list-style-type: none"> 3.5" root cutter saw blade For use with Models 300, 1065, 2001
ADJUSTABLE BLADES 	<ul style="list-style-type: none"> Collapses down to 4" and expands to 6" 	<ul style="list-style-type: none"> Expands for optimal cleaning without changing blades Works on ¾" and .66 cable (with adapter) For use with Models 1065 and 2001
GREASE BLADES 	<ul style="list-style-type: none"> Scoops and clears grease build up in 3 - 6" pipes 	<ul style="list-style-type: none"> Cuts through and scoops grease for easy removal Works on .55, .66, ¾", ⅝" cable For use with Models 300, 1065, 2001 Available in 3" and 4"
SPEAR BLADE 	<ul style="list-style-type: none"> Easily break through clogs to restore flow in 3 - 6" pipes 	<ul style="list-style-type: none"> Works on .55, .66, ¾", ⅝" cable For use with Models 300, 1065, 2001




VIDEO INSPECTION

Broken pipes, root intrusions, even live animals...our cameras have seen it all. We have video inspection and locating equipment to fit a wide range of needs. The Traveler is an enclosed, all-in-one camera system that can be used with either the Apple iPad or Samsung Galaxy. Our Explorer is a modular system that lets you interchange varying reel lengths and sizes with one control box to cover a wide array of inspection scenarios. The Mina app for Explorer cameras lets you create system overview maps and PDF reports. Add the Spartan Transmitter and/or Locator to trace and map drain lines in virtually any pipe material.

MODEL	USES	FEATURES & BENEFITS	
SENTINEL 	<ul style="list-style-type: none"> • 6.8mm push rod for lines 2 - 4" in diameter and 100' in length 	<ul style="list-style-type: none"> • Field repairable for no lost time • Fiberglass push rod • 23mm stainless steel camera head with built-in 512 Hz sonde • 7" monitor with recording feature; records to SD card • SD card and card reader included 	<ul style="list-style-type: none"> • 46mm and 80mm plastic guides included • Rechargeable battery lasts up to 6 hours • On-screen distance counter • Wireless keyboard for text input • Power adapter and car charger included

NEW TRAVELER LITE 	<ul style="list-style-type: none"> • 23mm camera head for lines 2 - 4" in diameter and 130' in length 	<ul style="list-style-type: none"> • Field repairable for no lost time • Self-leveling camera head available • 120° field of view • Bright LED lights on camera head • Centering guide included • Compatible with Trap-Eze reel 	<ul style="list-style-type: none"> • 976 x 504 image resolution • 512 Hz locating beacon • Up to eight hours of battery life on a single charge • Designed to be used with an iOS or Android device (not included) • Uses the free Spartan Vision app with built-in PDF Report Builder
--------------------------------------------------------------------------------------------------------------------------	----------------------------------------------------------------------------------------------------------------------	---------------------------------------------------------------------------------------------------------------------------------------------------------------------------------------------------------------------------------------------------------------------------------------------	-------------------------------------------------------------------------------------------------------------------------------------------------------------------------------------------------------------------------------------------------------------------------------------------------------------------------------------------

NEW TRAVELER 4.0 	<ul style="list-style-type: none"> • 9mm push rod for lines 4 - 12" in diameter and 200' in length 	<ul style="list-style-type: none"> • Removable, replaceable push rod reel for quick changes in the field • Upgraded 40mm waterproof, self-leveling color camera head with high-intensity LEDs • 512 Hz locating beacon • Up to six hours of battery life on a single charge • Fully functional Apple® iPad or Samsung GalaxyTab® 	<ul style="list-style-type: none"> • 976x496 resolution for a clear image • Robust waterproof connectors and more stable wifi connectivity • Compatible with Trap-Eze reel • Uses the free Spartan Vision app with built-in PDF Report Builder
--------------------------------------------------------------------------------------------------------------------------	-------------------------------------------------------------------------------------------------------------------	-------------------------------------------------------------------------------------------------------------------------------------------------------------------------------------------------------------------------------------------------------------------------------------------------------------------------------------------------------------------------------------	------------------------------------------------------------------------------------------------------------------------------------------------------------------------------------------------------------------------------------------------------------------------------------------

EXPLORER MODULAR INSPECTION CAMERAS

USES

- One control box compatible with 5 different push rods 5 to 14mm in diameter and 130' to 400' in length

FEATURES & BENEFITS

- Record to hard drive, USB, or SD
- 10.4" Super-bright sunlight readable LCD display with auto brightness at 800x600 resolution
- Tough, waterproof and ergonomic QWERTY keypad
- All-weather waterproof construction
- Stainless steel camera head
- Innovative easy-mount camera head to reel interface
- 512 Hz locating beacon (*not included on L130*)
- 130' open-reel push rod for easy cleaning



TRAP JUMPER

- 8.6mm push rod
- 130' push rod length
- 44mm camera head



M130

- 12mm push rod
- 130' push rod length
- 44mm camera head



L130

- 12mm push rod
- 130' push rod length
- 44mm camera head



L200

- 12mm push rod
- 200' push rod length
- 44mm camera head



L330

- 12mm push rod
- 330' push rod length
- 44mm camera head



XL400

- 14mm push rod
- 400' push rod length
- 44mm camera head

EXPLORER X40



- 8mm (0.31") push rod for 2" to 6" lines up to 130' in length

- Up to 6 hours of battery life
- Designed to be controlled by smart phones, iPads, tablets and the Maxprobe CCU
- Compatible with Explorer Control Box
- 30mm (1.18") camera head with self-leveling and LED illumination







- 720x576 camera resolution delivers a clear picture
- 512 Hz or 33 kHz sonde
- 130' open-reel push rod for easy cleaning
- Flexible enough to pass through trap bends but rigid enough to push the distance in abrasive pipes




HYDRO JETTERS

One day it's grease and tree roots, the next it's sand and sludge. You never know what you're going to face at the start of each day. That's why we offer a full line of hydro-jetters to cover your drain cleaning needs. The Cadet is a suitcase-style electric jetter that makes quick work of grease and soft clogs. Our cart jetters offer the power you expect from a jetter in a smaller package for easy portability and use in tight spaces. The Urban line of skid-mount jetters fits compactly in your work truck while allowing room for other equipment. Our trailer jetters offer the power you need and the durability you expect from Spartan equipment so you can tackle whatever obstruction gets in your way.

HYDRO JETTERS

MODEL	USES	FEATURES & BENEFITS
<p>NEW</p> <p>CADET</p> 	<ul style="list-style-type: none"> • 1,500 PSI at 0.75 GPM, or 700 PSI at 2.0 GPM in lines up to 3" 	<ul style="list-style-type: none"> • Electric motor • 25' power cord with ground fault interrupter • Operates on a 15 Amp circuit • 30' x 3/8" stainless steel trap hose • Remains effective with 3/16" hose lengths up to 100' • Telescoping handle on wheeled case • 2 nozzles included • Gauntlet-style jetting gloves included • Easy portability for use indoors
<p>717</p> 	<ul style="list-style-type: none"> • 1,500 PSI at 2.2 GPM in lines up to 6" 	<ul style="list-style-type: none"> • Electric motor • Patented pulse technology reduces friction, continuously moves hose down the line and improves hose retrieval • Split hose reel stores two independent hoses • Portable power pack can be removed from the cart and used separately in tight spaces • Air evacuation fitting for easy winterization • Maximum electric draw: 14 Amps at 1,250 PSI; 19 Amps at 1,500 PSI
<p>727</p> 	<ul style="list-style-type: none"> • 3,000 PSI at 4 GPM in lines up to 6" 	<ul style="list-style-type: none"> • Gas motor • Patented pulse technology reduces friction, continuously moves hose down the line and improves hose retrieval • Thermal dump feature controls heat buildup during continuous operation • Electric start motor with manual backup and direct drive • Detachable dual-action hose reel tilts forward for use in cleanouts below the cart and is removable, so you can take it indoors
<p>738</p> 	<ul style="list-style-type: none"> • 2,000 PSI at 12 GPM in 3 - 12" lines 	<ul style="list-style-type: none"> • 150-gallon water tank • Skid-mount version available • Electric start engine • Rear-mounted operator controls • Automatic low-water shut-off • Maneuverable by one person
<p>758</p> 	<ul style="list-style-type: none"> • 3,000 PSI at 12 GPM in 3 - 12" lines 	<ul style="list-style-type: none"> • 150-gallon water tank • Skid-mount version available • Electric start engine • Rear-mounted operator controls • Automatic low-water shut-off • Pump pulsation for maximum cleaning distance • Power hose rewind
<p>SOLDIER</p> 	<ul style="list-style-type: none"> • 3,000 PSI at 12 GPM in 3 - 12" lines 	<ul style="list-style-type: none"> • 200-gallon water tank with integrated baffles • 180° pivoting hose reel with variable speed power rewind • Electrically controlled pump pulsation for maximum cleaning • Front hood protects unit while in tow • 25 HP gasoline engine

MODEL**USES****FEATURES & BENEFITS**

<p>NEW</p> <p>ELITE SOLDIER</p> 	<ul style="list-style-type: none"> • 4,000 PSI at 10 GPM in lines up to 15" 	<ul style="list-style-type: none"> • 200-gallon water tank with integrated baffles • 180° pivoting hose reel with variable speed power rewind • Electrically-controlled pump pulsation for maximum cleaning 	<ul style="list-style-type: none"> • Front hood protects unit while in tow • 38 HP air-cooled electric fuel-injected Kohler engine
---------------------------------------------------------------------------------------------------------------------------------	--------------------------------------------------------------------------------------------	----------------------------------------------------------------------------------------------------------------------------------------------------------------------------------------------------------------------------------------------	------------------------------------------------------------------------------------------------------------------------------------------------------------

WARRIOR

- 4,000 PSI at 18 GPM in 3 - 24" lines
- 300-gallon water tank with integrated baffles
- Patented 180° pivoting hose reel and controls, with variable speed hydraulic rewind
- Electrically controlled pump pulsation for maximum cleaning
- Fully enclosed and lockable for quiet operation
- 74 HP Turbo diesel engine or 87 HP gasoline engine

ULTIMATE WARRIOR

- 4,000 PSI at 18 GPM in 3 - 24" lines
- 600-gallon water tank with integrated baffles
- Patented 180° pivoting hose reel and controls, with variable speed hydraulic rewind
- Electrically controlled pump pulsation for maximum cleaning
- Fully enclosed and lockable for quiet operation
- 74 HP Turbo diesel engine or 87 HP gasoline engine

738 SKID MOUNT

- 2,000 PSI at 12 GPM in 3 - 12" lines
- 41.19 cu in (675 cc) twin-cylinder air-cooled gasoline engine with electric start and solid-state ignition
- Accommodates 250' of 3/8" high pressure cleaning hose and 100' of 3/8" rubber supply hose
- 90° pivoting multi-position hose reel
- Automatic low-water shut-off
- Air-purge system protects against cold weather conditions
- Compact installation for vans, trucks, pick-ups, and flatbed vehicles

758 SKID MOUNT

- 3,000 PSI at 12 GPM in 3 - 12" lines
- 45.5 cu in (745 cc) twin-cylinder water-cooled gasoline engine with electric start and electronic ignition
- Accommodates 350' of 3/8" high pressure cleaning hose and 100' of 3/8" rubber supply hose
- 90° pivoting multi-position hose reel
- 100-gallon water tank
- Shut-down protection for low water, low engine oil pressure and high engine temperature
- Air-purge system protects against cold weather conditions
- Compact installation for vans, trucks, pick-ups, and flatbed vehicles

MODEL**USES****FEATURES & BENEFITS****URBAN SOLDIER**

- 3,000 PSI at 10 GPM

- Speck/Giant P25 pump
- Fixed high pressure hose reel
- Reel accommodates up to 200' of ½" high pressure hose
- Honda GX690 air-cooled gasoline engine (24 HP)
- Two 105-gallon water tanks
- Run dry protection with overrun
- 5-channel radio, 915 Mhz radio mode for optional remote
- eControl+ control panel with hour meter
- Fits in many compact work vans including Chevrolet Express, GMC Cargo, Ford Transit, and others

URBAN WARRIOR

- 3,000 PSI at 19 GPM

- Speck/Giant P52 pump
- Pivoting 180° hose reel, hydraulically operated with mechanical run free bolt
- Reel accommodates up to 360' of ½" high pressure hose
- Kubota WG 1605 gasoline engine
- Two 80-gallon water tanks
- Run dry protection with overrun
- 7- or 9-channel radio, 915 Mhz radio mode for optional remote
- eControl+ control panel with LCD display
- Fits in many transit and cargo style work vans including Chevrolet Express, GMC Cargo, Ford Transit, and others

ULTIMATE URBAN WARRIOR

- 4,000 PSI at 21 GPM

- Speck/Giant P55 pump
- Pivoting and swiveling 270° hose reel, hydraulically operated with mechanical run free bolt
- Reel accommodates up to 520' of ½" high pressure Maxflow hose
- Kubota 2403 diesel engine
- Four 80-gallon water tanks
- Run dry protection with overrun
- 7- or 9-channel radio, 915 Mhz radio mode for optional remote
- eControl+ control panel with LCD display
- Fits in many transit and cargo style work vans including Chevrolet Express, GMC Cargo, Ford Transit, and others

ULTIMATE HIGH-FLOW URBAN WARRIOR

- 2,300 PSI at 32 GPM

- Speck/Giant P55 pump
- Pivoting and swiveling 270° hose reel, hydraulically operated with mechanical run free bolt
- Reel accommodates up to 520' of ½" high pressure Maxflow hose
- Kubota 2403 diesel engine
- Four 80-gallon water tanks
- Run dry protection with overrun
- 7- or 9-channel radio, 915 Mhz radio mode for optional remote
- eControl+ control panel with LCD display
- Fits in many transit and cargo style work vans including Chevrolet Express, GMC Cargo, Ford Transit, and others

MODEL

USES

FEATURES & BENEFITS

DEFENDER COMBI UNIT

- 3,000 PSI at 10 GPM jetting
- Ideal for grease trap maintenance, removing waste from live sewers, and small septic tank cleaning and maintenance

- Pipe sizes: up to 13" diameter for jetting
- 260' of 1/2" cleaning hose; 115' filling hose
- Pivoting high pressure hose reel
- Side mounted suction hose reel with direct connection to waste tank
- Kubota D1105 24HP Diesel engine
- Gardner Denver SLS54V Suction Pump (5,400 lpm suction)
- 396 gallons total tank capacity
- 264 gallons waste (grey water) capacity
- 132 gallons jetting (clean water) capacity

- Econtrol Digital Display
- Riomote 9 channel radio remote control
- Engine and pump compartment
- Side mounted storage boxes
- E-stop for emergency shut down
- Pressure regulator / unloader valve
- Run dry protection with overrun
- Tank overflow protection on both waste and clean water tanks
- Optional antifreeze tank with circulation available












JETTER NOZZLES

You know that the nozzle is the most important part of your jetter. Your nozzles perform the tough work of dislodging the blockage and breaking through clogs in the drain pipe, washing away the debris as it goes. We offer a wide range of nozzles in varying flows and pressures to clean whatever is hindering the flow. Whatever material you're facing, Spartan has a nozzle as tough as the job.



JETTER NOZZLES

MODEL	USES	FEATURES & BENEFITS
Q NOZZLE 	<ul style="list-style-type: none"> Designed to push debris forward upstream in a pipe 	<ul style="list-style-type: none"> Available in 3,000 and 4,000 PSI 12 GPM, ½" NPT
ROCKET NOZZLE 	<ul style="list-style-type: none"> Cleans heavily compacted lines of silt, sand, or sludge in 3 - 12" lines 	<ul style="list-style-type: none"> Available in 3,000 and 4,000 PSI 12 GPM, ½" NPT
SANDSHOE NOZZLE 	<ul style="list-style-type: none"> Heavy-duty nozzle designed to chew up sand and sediment in bottom of the pipe 	<ul style="list-style-type: none"> Available in 3,000 and 4,000 PSI 12 GPM, ½" NPT

WARTHOG NOZZLES


WV 	<ul style="list-style-type: none"> High speed rotation for cleaning around elbows in 2 - 4" lines 	<ul style="list-style-type: none"> Capable of negotiating elbows in lines as small as 2" Maintenance-free design 	<ul style="list-style-type: none"> Multiple jetting options Permanent, pre-drilled orifices, rather than threaded nozzles
WT 	<ul style="list-style-type: none"> Negotiates elbows and laterals in 3 - 6" lines 	<ul style="list-style-type: none"> Slower dwell time allows efficient clean and effectively clears roots, grease, and hard deposits 	<ul style="list-style-type: none"> Hardened steel orifices resist cracking and scratching Carbide wear buttons extend nozzle life
WS 	<ul style="list-style-type: none"> Commercial and residential applications in 4 - 8" lines 	<ul style="list-style-type: none"> Slower dwell time allows efficient clean and effectively clears roots, grease, and hard deposits Hardened steel orifices resist cracking and scratching 	<ul style="list-style-type: none"> Available in Standard, Jointed, and Rigid inlet configurations Descaling head available
WH 	<ul style="list-style-type: none"> Proven effectiveness for mid-sized lines 6 - 18" 	<ul style="list-style-type: none"> Slower dwell time allows efficient clean and effectively clears roots, grease, and hard deposits Hardened steel orifices resist cracking and scratching 	<ul style="list-style-type: none"> Descaling head available Most commonly used with large trailer jetters

PERFORMANCE NOZZLE KITS

MODEL	USES	FEATURES & BENEFITS	
MODEL 717 NOZZLE KIT 	<ul style="list-style-type: none"> Grenade nozzle: stone, gravel, and soft deposits in 1.2" to 4" lines Chisel nozzle: ice, dogged pipes, and sand in 0.7" to 2" lines KBR nozzle: soap, sludge and grease in 0.7" to 2.4" lines 	<ul style="list-style-type: none"> Includes grenade nozzle, chisel nozzle, and KBR nozzle Heavy-duty carrying case included 	<ul style="list-style-type: none"> ¼" connection size 5,075 PSI maximum pressure
MODEL 727 NOZZLE KIT 	<ul style="list-style-type: none"> Grenade nozzle: stone, gravel, and soft deposits in 1.2" to 4" lines Chisel nozzle: ice, dogged pipes, and sand in 0.7" to 2" lines KBR rotating nozzle: soap, sludge, grease, and fine hair in 1.2" to 4" lines 	<ul style="list-style-type: none"> Includes grenade nozzle, chisel nozzle, and KBR rotating nozzle Heavy-duty carrying case included 	<ul style="list-style-type: none"> ¼" connection size 5,075 PSI maximum pressure

TRENCHLESS SYSTEMS

LIGHTRAYTM
by  SPARTAN TOOL

- Fiberglass liner is pre-impregnated with non-VOC resin—no measuring or mixing
- Eliminates the rush to install: curing doesn't start until the UV light is activated
- More cost-effective and lower risk than traditional lining methods
- Both a pull-in-place and push-in-place system



USES

- Pipe repair diameters: 3", 4", or 6", including transitions
- Pipe repair lengths: 5', 10', 20'

FEATURES & BENEFITS

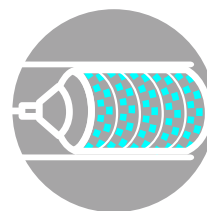
- Navigates 45° and 90° bends
- Curing time: as little as 10 minutes
- Same-day repair
- Pipes are back in service when the repair is complete
- High-performance fiberglass liner comes pre-impregnated with non-VOC resin
- Cold LED lights run the full length of the packer
- Reinforced silicone bladders available in multiple sizes
- Leading edge removable spring guide exposes pull hook
- Specialized retrieval harness
- Quick disconnect system for easy packer switching
- No refrigeration necessary and a 6-month shelf life when stored in a controlled environment between 50 and 70 degrees
- Standard UV resins are non-VOC (no odor)
- Exceeds the structural requirements of ASTM F1216



**PREPARE
PIPE**



**SET LINER
IN PLACE**



**INFLATE
PACKER**




**ACTIVATE
UV LIGHT**





The All-in-One Spartan Patch Complete System for 3", 4" and 6" Pipes

Repairing broken pipes is easier and more convenient than ever with Spartan Patch Complete. This ALL-IN-ONE no dig pipe repair system is packed ready and offers a complete solution for reinstating damaged pipes. Since Spartan Patch Complete is trenchless and doesn't require excavation, there is little to no disruption and the project is complete within the day.





The Spartan Patch HD no-dig pipe repair system is an alternative to "dig and replace" methods that is an efficient, long-lasting solution to repair multiple infiltrations in one day. Spartan Patch HD utilizes the Cured-in-Place-Pipe (CIPP) process to eliminate the need for digging by creating a pipe within a pipe with minimal change to the original diameter. Through this process, not only does the trenchless technology cure the infiltration, but improves the performance for the storm or sewer system.

TRENCHLESS PIPE REPLACEMENT

MODEL	USES	FEATURES & BENEFITS	
UNDERTAKER 	<ul style="list-style-type: none"> • 2 - 6" pipe replacement with up to three 45° bends • Upsize from 4" to 6" pipes 	<ul style="list-style-type: none"> • Puller generates up to 30 tons of lateral pulling force through the wire rope to the bursting head • Constructed of durable high grade anodized aluminum • Replaces pipe at speeds of up to 5 feet per minute 	<ul style="list-style-type: none"> • The quick grip bursting head is capable of breaking through pipes made from any common material: clay tile, cast iron, Orangeburg, PVC or ABS • Weight: 210 lbs. (4 separate components—no component weighing more than 70 lbs.)
WATER LINE SLITTER 	<ul style="list-style-type: none"> • Fast replacement of existing ½" - 1¼" water lines without excavation 	<ul style="list-style-type: none"> • Easily replaces existing water lines with new copper pipe • Eliminates the need for special equipment; simply use your backhoe, excavator or winch as a power source 	<ul style="list-style-type: none"> • Minimizes damage and disturbance to property and street • Available in 75', 100', 150', and 200' lengths

LOCATING EQUIPMENT

MODEL	USES	FEATURES & BENEFITS	
LOCATOR 	<ul style="list-style-type: none"> • Locate in virtually any pipe material, as well as tracing existing lines from other services 	<ul style="list-style-type: none"> • Directs operator to the beacon location with on-screen location arrows • Accurate location at depths up to 25' • Fully automatic calibration • Can locate off 7 frequencies 	<ul style="list-style-type: none"> • Battery life lasts approximately 60 hours • Easy-to-operate controls • Auto-shutoff when not in use • Includes hard-sided carrying case for added protection
TRANSMITTER 	<ul style="list-style-type: none"> • Place signals on cable or push rods for easy line tracing and depth estimation 	<ul style="list-style-type: none"> • Places a 65 kHz signal on cable or push rod to be located • Works via direct connection, induction clamping or broadcast modes 	<ul style="list-style-type: none"> • Uses standard D-cell alkaline or optional Li-ion rechargeable batteries • Compact and lightweight • Ability to transmit 4 frequencies



THE REVOLUTION LINE

Whether it's a scaled pipe behind a newly remodeled kitchen wall or a main line under mature landscaping, The Revolution series can help. The Revolution M1 through M5 are high-speed machines for cleaning, descaling, coating, and blockage removal. These machines don't just restore flow, they scour the inside of the pipe to return it to like-new condition. Whether you're removing roots, rust, liners, or concrete, the Revolution series machines will help you finish the job quickly and efficiently.

REVOLUTION LINE

MODEL	USES	FEATURES & BENEFITS	
M1	<ul style="list-style-type: none"> High-speed, multi-use machine for 1¼" to 3" lines up to 50' 	<ul style="list-style-type: none"> Small diameter capabilities with serious power and a compact design Ultra-flexible casing allows the shaft to go through multiple bends in small lines 	<ul style="list-style-type: none"> Can be used for cleaning, root removal, epoxy brush coating, and cutting reinstatements in CIPP Ability to pass through 2" P-traps Outer shaft casing allows the operator to have a camera in the line while using the machine
M2	<ul style="list-style-type: none"> High-speed, multi-use machine for 2" to 4" lines up to 55' 	<ul style="list-style-type: none"> Compact design with endless capabilities for tight spaces 25-foot extension can be added to reach 80' 	<ul style="list-style-type: none"> Can be used in descaling, root removal, epoxy brush coating, and CIPP reinstatements & removal Outer shaft casing allows the operator to have a camera in the line while using the machine
M3	<ul style="list-style-type: none"> High-speed, multi-use machine for 3" to 6" lines up to 65' 	<ul style="list-style-type: none"> Lightweight machine with thin shaft casing provides a more flexible option for larger diameter pipe 50-foot extension can be added to reach 115' Runs off of a standard 15-amp outlet 	<ul style="list-style-type: none"> Designed for descaling, root removal, epoxy brush coating, as well as CIPP reinstatements and removal Outer shaft casing allows the operator to have a camera in the line while using the machine
M4	<ul style="list-style-type: none"> High-speed, multi-use machine for 3" to 8" lines up to 100' 	<ul style="list-style-type: none"> A powerful machine for blockages and epoxy coating Designed for use in descaling, root removal, epoxy brush coating, CIPP reinstatements & removal, plus concrete and metal removal 50-foot extension can be added to reach 150' 	<ul style="list-style-type: none"> Thick shaft casing offers more pushing power and composure in large diameter pipes Optimal performance with 30-amp power Outer shaft casing allows the operator to have a camera in the line while using the machine
M5	<ul style="list-style-type: none"> High-speed, multi-use machine for 4" to 12" lines up to 60' 	<ul style="list-style-type: none"> The go-to for liner and concrete removal in large diameter pipe Multiple extensions can be added to reach 150' Designed for heavy descaling, root removal, CIPP and concrete removal 	<ul style="list-style-type: none"> Backed up by an extensive selection of large diameter tools Outer shaft casing allows the operator to have a camera in the line while using the machine

CONTACT US

OFFICE & FACTORY

1618 Terminal Road
Niles, MI 49120

800.435.3866
SpartanTool.com

